



Concise, comfortable and elegant. Fit to the human body, size and shape, design, attention is put to complete relaxation.

ERGONOMIC MESH CHAIR

SM6-BH




NEW PRODUCT
BIFMA Standard Ergonomic Black
Office Chair

TYPE
NT-01

NT series of high elastic mesh

Ergonomics, can maintain the mesh pattern without being deformed



Breathable

Air allow mesh, ventilated

100000

Fatigue testing

ASNI/BIFMA X5.1-2002 CLAUSE OVER 100,000 times.

Rub Resistant test- In excess of 100,000 cycles
(800g/12kpa) Martindal



Elasticity

High elastic mesh, insert Dupont fiber



Smolder Retardant

Fire retardant, it pass the fire retardant
standard of CA TB117-2013



UV test

Colorfastness to light (AATCC16E-1998 xenon-
arc-lamp Gray scale) 160 hours Exposure 4.5
Grade

01

Adjustable headrest

Headrest:

Large size headrest design, height adjustable, suitable for people of different heights, to achieve the most effective support and make the neck healthier.

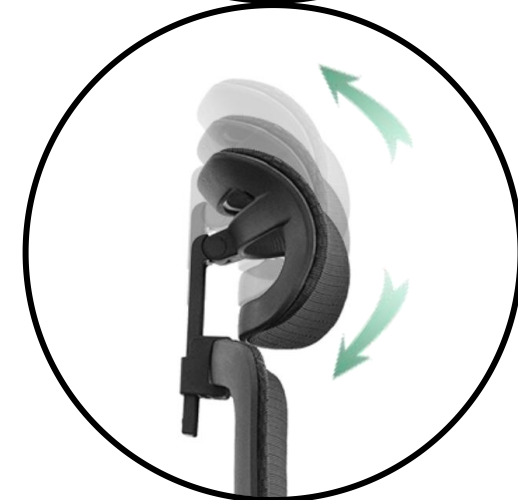
It can be adjusted according to the height and neck position of the user, which is comfortable and convenient.



Head-rest height
adjustment




Head-rest angle
adjustment



Armrest height adjustment

The height of the armrest can be adjusted up and down according to the user's habits



The armrest pad slides back and forth

The armrest cap can slide back and forth according to the user's habits



The armrest pad rotation

The armrest pad can rotate right to left according to the user's habits



02

Multi-functional Armrest





03

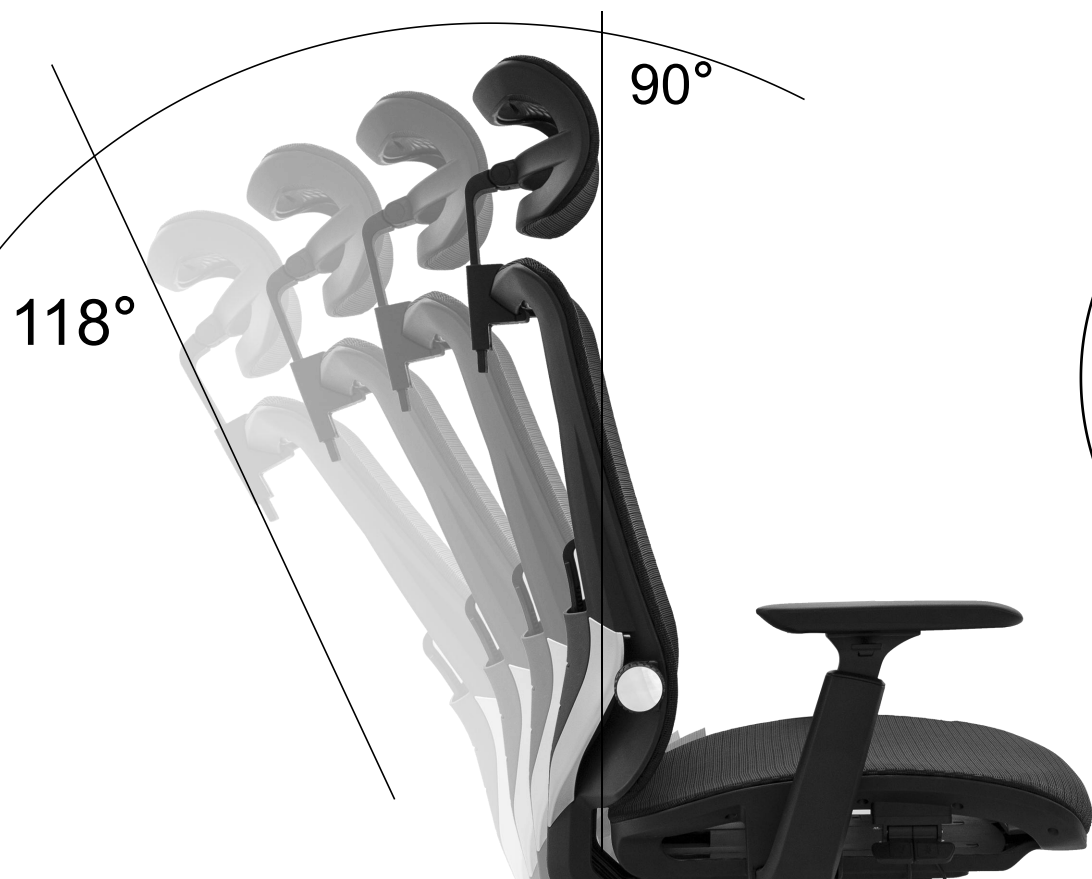
Integral back lifting adjustment

Seat height adjustable by grade 4 gas lift (Lifting stroke 100 mm).
Through the overall lifting adjustment of the back to adapt to the corresponding height and improve the user's comfort



04

Tiltable and lockable Backrest



The write control aluminum mechanism:
back can be tilting locked in 4 different position.



Fast Tension
adjustment,
It's only about 3
cycles from loosest to
tightest



05

Seat Depth



Seat can be adjusted for depth, it's about 5cm.
Sliding seat can meet different users' demand.
The seat with sliding function (the depth of the seat can be adjusted), the hollow mesh design is more comfortable to sit and maintains effective support for the thighs.





BIFMA Standard Ergonomic Black Office Chair

Headrest: Large size headrest design, height adjustable, suitable for people of different heights, to achieve the most effective support and make the neck healthier.

Lumbar support: it can be adjust up and down easily

seat:

1. The seat with sliding function (the depth of the seat can be adjusted), the hollow mesh design is more comfortable to sit and maintains effective support for the thighs.
 2. Seat height adjustable by grade 4 gas lift (Lifting stroke 100mm).
 3. The wrie control aluminum mechanism:back can be tilting locked in 4 different position.
 4. Tension adjustment system to adjusts back tightness
- 3D adjustment armrest: front and rear adjustment, up and down adjustment, 30° left and right rotation adjustment, multi-angle adjustment, to meet the needs of more people, and to adjust more freely.

350# black nylon track design base (non-slip on the track) ,static pressure bearing 1136 kg.

60# BIFMA 360° running nylon castors

Backrest and seat: use NT series High elastic mesh, breathable and comfortable

